


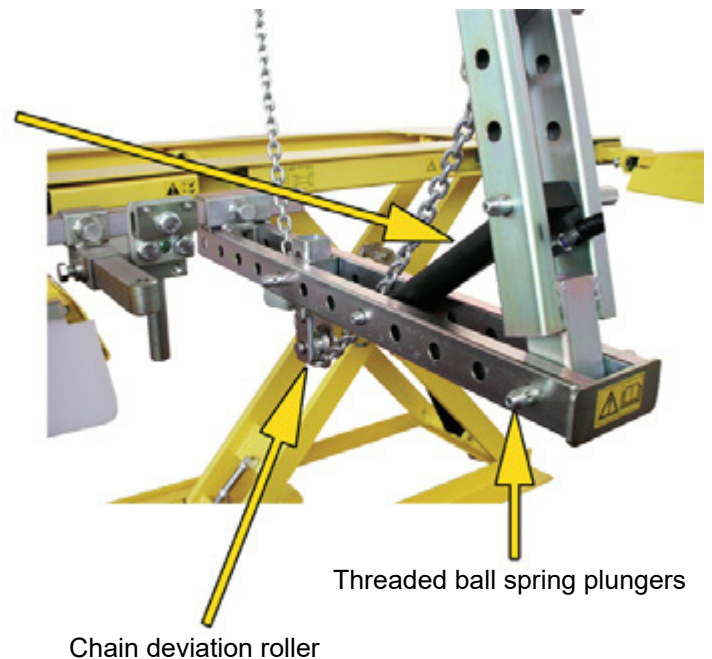

Jollypull is Smart Repair equipment which is mainly used with wheel lifting supports



Fast and comfortable, it works in conjunction with JOLLIFT lifts and benches
Suitable for Smart Repair with many different uses

cylinder with return spring

ARCO (optional accessory)

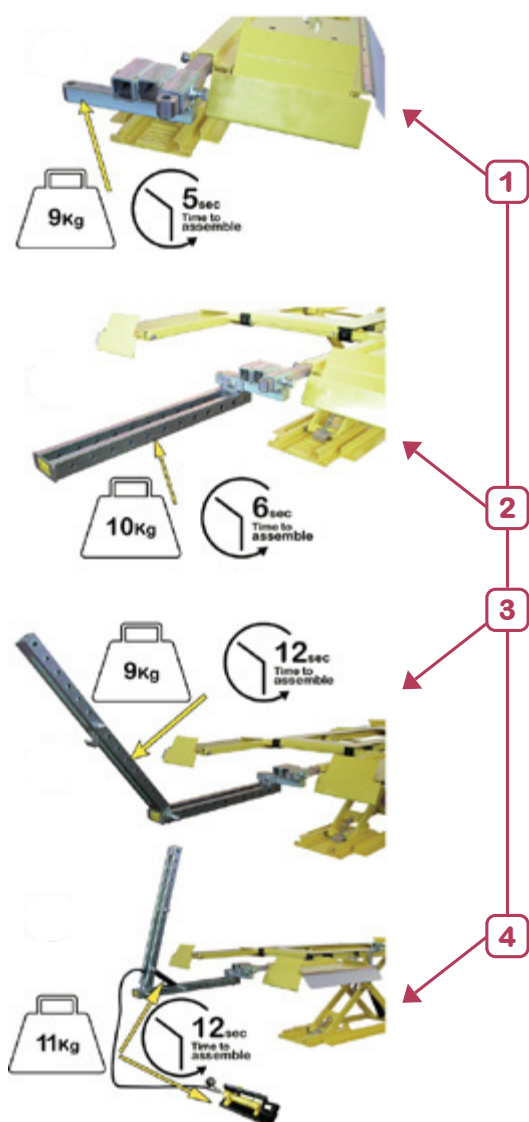


Multiple hook for pulling curvilinear and straight parts.
It fits well with curvilinear parts of cars like for instance fenders / wheelhouses and others

Jollypull smart repair

■ Jollypull Smart Repair

Fast and comfortable assembling



Jollypull assemblies



Jollypull A assembly for wheel lifting supports




Jollypull B.P. assembly for benches



Equipment and use

jollypull - A


For use with wheel lifting supports on Jollift lifts and benches



1. Horizontal part (1 pc)



2. Vertical part (1 pc)



3. Chain deviation roller complete assembly (1 pc)



Jollypull smart repair



6. Traction arm attachment support— double (1 pc)



7. Clamp bracket support (1 pc)



8. Clamp support (1 pc)



9. Shaft with clamp attachment (1 pc)


9/1. SC19 clamp (1 pc)



16. Telescopic support (1 pc)



17. Rubber pad (1 pc)



Jollypull smart repair



18. Lifting support (1 pc)



19. Vertical extension (1 pc)



20. 90° vertical attachment support (1 pc)



21. Vertical extension support (1 pc)



10. Cylinder with fitting (1 pc)

10/1. Hydraulic hose (1 pc)

11. Pump with fitting and pressure gauge (1 pc)

