

Unterflur Hebebühnen

JOLLIFT 1235 B

Maximale Tragkraft 3500 kg

Minimale Höhe 0 mm

Hubhöhe 1100 mm

(an oberer Gummiauflage)



EH
Elektrohydraulisch



PH
Pneumohydraulisch



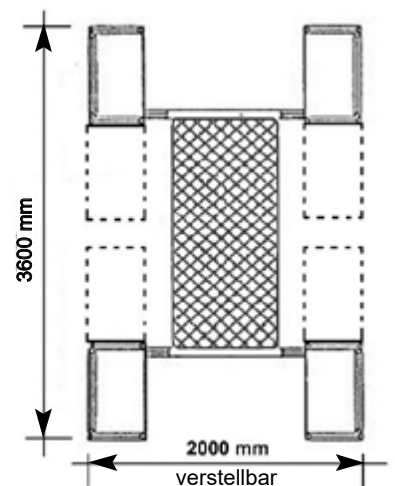
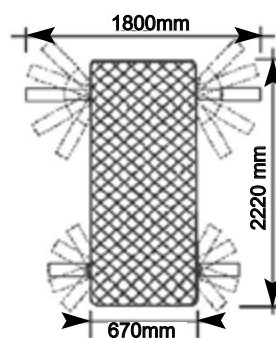
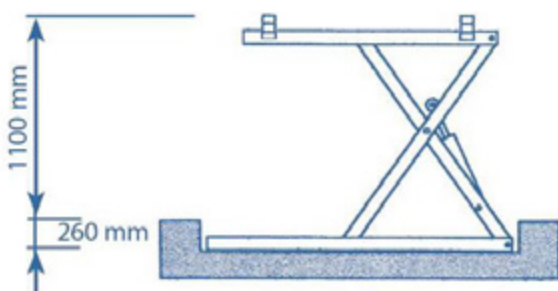
PE
Pneumo-elektrohydraulisch

Mindestabmessungen Fundament:

Länge = 2250 mm

Breite = 720 mm

Tiefe = 260 mm



FL.TIM
LIFTS & BENCHES - COLLISION REPAIR